

- ✦ High protein expression and baculovirus production
- ✦ Global transfection solution for insect cells
- ✦ High transfection efficiency in both adherent and suspension insect cells
- ✦ Guaranteed free of material from animal origin

**FectoFly™** is a DNA transfection reagent dedicated to insect cells for high yield production of baculovirus and recombinant proteins. **FectoFly™** is also well-suited for high level transgene expression in insect cells.

### ✦ Robust protein production

By simple and rapid transient transfection method, **FectoFly™** provides high transfection efficiency in insect cells and robust protein production over several days (Fig. 1).

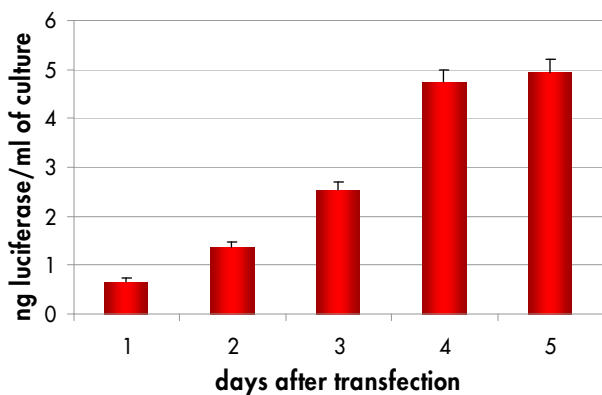


Fig. 1. Protein production in S2 cells over 5 days using FectoFly™ transfection reagent. A suspension culture of 10<sup>6</sup> cells/ml was transfected using 2 µg pCMV-EGFP-Luc and 6.4 µl of FectoFly™ per ml of culture in Insect-XPRESS™ medium (Lonza).

### ✦ Adapted to a range of insect cells

**FectoFly™** provides high transfection efficiency in most commonly used insect cells (Fig. 2) allowing efficient protein production.

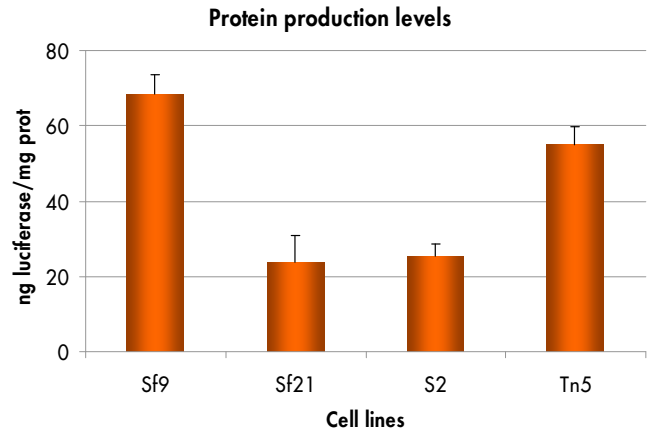


Fig. 2. Comparison of FectoFly™ in various adherent cell lines. Sf9, Sf21, S2 or Tn5 adherent cells were transfected in 24-well plates pCMV-EGFP-Luc plasmid. Luciferase assays were performed 72 h after transfection.

### ✦ Suitable for both adherent and suspension cells

**FectoFly™** allows successful transfection of adherent and suspension insect cell cultures both in the latest generation of synthetic serum-free media (Fig.1, 3 - Sf21 and Sf9) and in the presence of serum (Fig.3 - S2). Transfection efficiency ranges routinely from 30% to 50% and cell viability is above 80%.

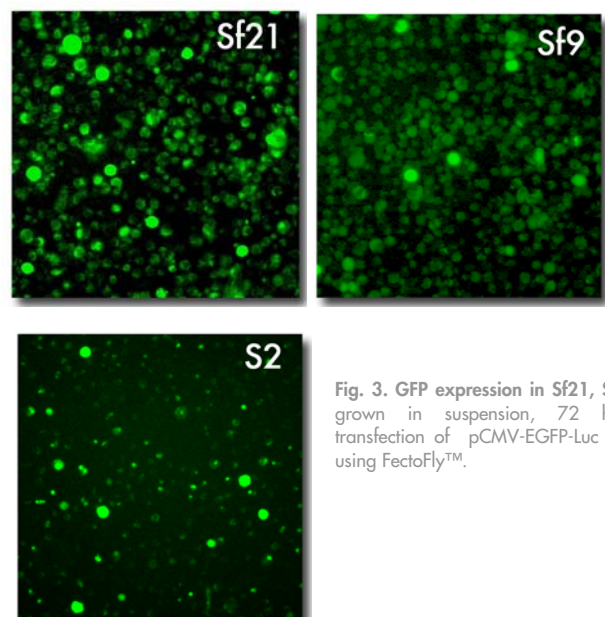


Fig. 3. GFP expression in Sf21, Sf9 cells grown in suspension, 72 h after transfection of pCMV-EGFP-Luc plasmid using FectoFly™.

### + Superior protein production levels

**FectoFly™** was compared to other commercially available reagents dedicated to the transfection of insect cells (Fig. 4). As shown for Sf9 cells, the highest protein expression levels were obtained with FectoFly™.

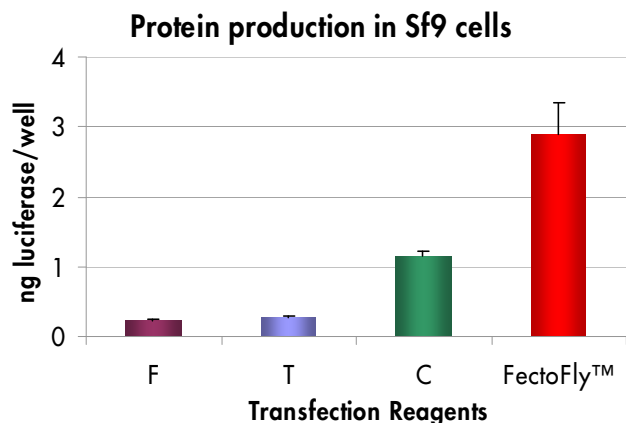


Fig. 4. Comparison of FectoFly™ with other insect cell-specific transfection reagents. Sf9 adherent cells were transfected in 6-well plates with pCMV-EGFP-Luc plasmid using insect cell transfection reagents according to the supplier's recommendations. Luciferase assays were performed 72 h after transfection.

### + Extremely simple protocol

Transfection of insect cells with **FectoFly™** is straightforward.

- + Fast: 3 steps protocol
- + Simple: 1 µl of FectoFly™ per µg of DNA, **1:1 ratio**
- + Versatile: efficient in serum-free synthetic media and in the presence of serum

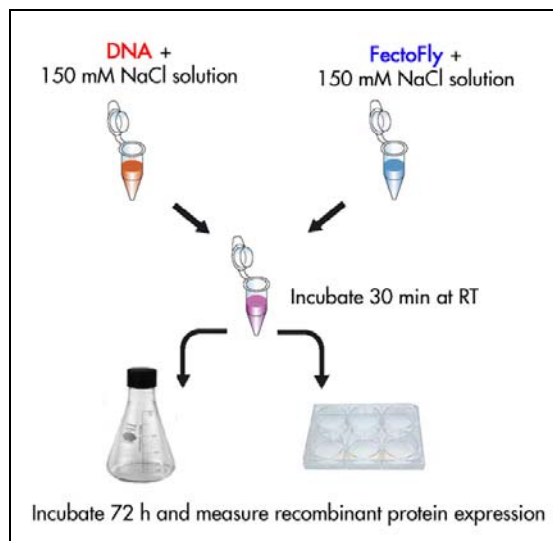


Figure 5. FectoFly™ standard protocol.

Product	Cat N°	Reagent size	150 mM NaCl Sol.
<b>FectoFly™</b>	112-01N	0.1 mL	5 mL
	112-10N	1 mL	50 mL
	112-40N	4 x 1 mL	4 x 50 mL

1 mL of FectoFly™ is sufficient to perform 100-200 transfections in 6-well plates.

For additional information, please contact our technical support at [www.polyplus-transfection.com](http://www.polyplus-transfection.com)

FectoFly and Polyplus-transfection are registered trademarks of Polyplus-transfection SA. Insect-XPRESS™ is a registered trademark of Lonza.